





AB-AP



The bed former AB shapes the bed through a system with shares and presses the soil with a roller. The strong frame makes the machine suitable to work on any kind of soil. AB is fast and easily adjustable in height and width. The bed former mulch system layer AP can work any kind of soil. It forms the bed through a system made up of a share system and a sturdy roller presses the soil.

| MOD. |  |  |  |  |
|--------|---|---|---|---|
| | cm/in | HP/ЛС | Kg/lb | cm/in |
| AB 90 | 120 / 47,2 | Min. 40 | 320 / 705,5 | A: 170 • B: 150 • H: 120 / A: 66,9 • B: 59,1 • H: 47,2 |
| AP 140 | 140 / 55,1 | | 420 / 925,9 | A: 235 • B: 160 • H: 130 / A: 92,5 • B: 63 • H: 51,2 |