




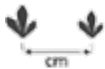






## DUE AUTOMATIC - DUE AUTO-MATIC



Due Automatic is the automatic transplanting-mulching machine for square soil blocks 3x3e/o 4x4 e/o 5x5. It consists on an automatic feeding system equipped with a belt which supplies with plants the cups of a vertical transplanting element. The working depth is kept constant by a roller, which levels the ground and make the transplanting elements move. The machine is equipped with a pneumatic and hydraulic independent system and with PTO. It is available with or without the mulch system layer (plastic, biodegradable film or cellulose). Due Automatic can be towed by the tractor, and the Due Auto-Matic is the self-propelled machine with an hydrostatic drive version equipped with automatic pilot.

MOD									P.T.O.		
	cm/in	cm/in		cm/in	cm/in	cm/in		HP/ЛС	RPM	Kg/lb	cm/in
DUE AUTOMATIC 140	145 / 57	(3x3 • 4x4 • 5x5)	1/4	145 • 165 / 57,1 • 65	Min. 27/10,6	Min. 23/9,1	4.000	Min. 60	540 • 1000	600 / 1322,8	A: 240 B: 200 • 210 H: 190
DUE AUTOMATIC 190	190 / 74,8	(1,2x1,2 • 1,6x1,6 • 2x2)	2/6	175 • 210 / 68,9 • 82,7						700 / 1543,2	A: 94,5 B: 78,7 • 82,7 H: 74,8