










## PRACTICA DUO



Practica Duo transplants on any kind of soil. The elliptical shape of the double transplanting system with 12 cups allows to every single operator to feed 2 rows at the same time. It is equipped with a single plant tray holder and press wheels.

									
	cm/in		cm/in	cm/in	cm/in		HP/JC	Kg/lb	cm/in
PRACTICA DUO	Ø max. 3/1,2	2 • 8	140 • 250/ 55,1 • 98,4	15 • 50/ 5,9 • 19,7	Min. 30/11,8 Max. 80/31,5	4.500 • 5.500	Min. 60	400 • 900/ 881,8 • 1984,2	A: 200 B: 200 • 350 H: 190  A: 78,7 B: 78,7 • 137,8 H: 74,8